

# 2025 ANNUAL REPORT



	2024	2025*
kWh Purchases	230,985	225,146
Total Revenue	\$40,561	\$40,110
Cost of Power	\$9,126	\$9,785
Operations & G&A	\$15,232	\$16,256
Depr, Int & Taxes	\$9,479	\$10,165
Total Expenses	\$33,837	\$36,206
<b>Net Margins</b>	<b>\$6,724</b>	<b>\$3,904</b>
Tier	4.31	2.68
Equity % of Total Cap	41.8%	39.2%
Equity	\$56,914	\$60,804
Total Debt	\$86,615	\$99,359
Capital Spending	\$(19,996)	\$(10,876)
Capital Credit Retirement	\$(1,179)	\$(1,376)

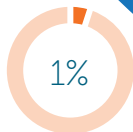
## 2025 Revenue



Residential  
\$30,160,000

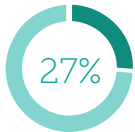


Commercial  
\$9,895,000

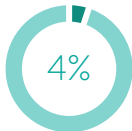


Other  
\$337,000

## 2025 Expenses



Cost of Power  
\$9,785,000



Consumer Accounts  
\$1,391,000



Depreciation,  
Interest, Taxes  
\$10,165,000



Distribution  
\$9,476,000



Administration &  
General  
\$5,388,000

NOTE: Numbers are in thousands

\*These are 2025 unaudited financials and are subject to change





# SAVING MONEY. SAVING THE PLANET.

**315,174 kWh** saved through rebates

**\$256k** rebated to members

**259 energy efficiency projects**  
for over \$8.1M in Switch It Up funds

**1,005 total rooftop solar members**  
152 new in 2025

## NEIGHBORS HELPING NEIGHBORS

**\$209,400** energy assistance credits awarded

**391** energy assist households served

**\$88,088** in PAL assistance grants

**382** PAL households served

## 2025 FACTS:

**\$40,110,000**

Annual Revenue

**225,146,107kWh**

total purchased

**11,762**

members

**16,071**

meters

**99.938%**

Power Reliability

**1,279**

powerline miles

**184,800 feet**

of aging cable and  
conduit replaced

**~67MW**

peak demand

**Friday Harbor  
Substation**

major system upgrade  
completed

**\$1.4M in**

capital credits retired  
to members

