

ROCKISLAND

Q1 2021 Company Report

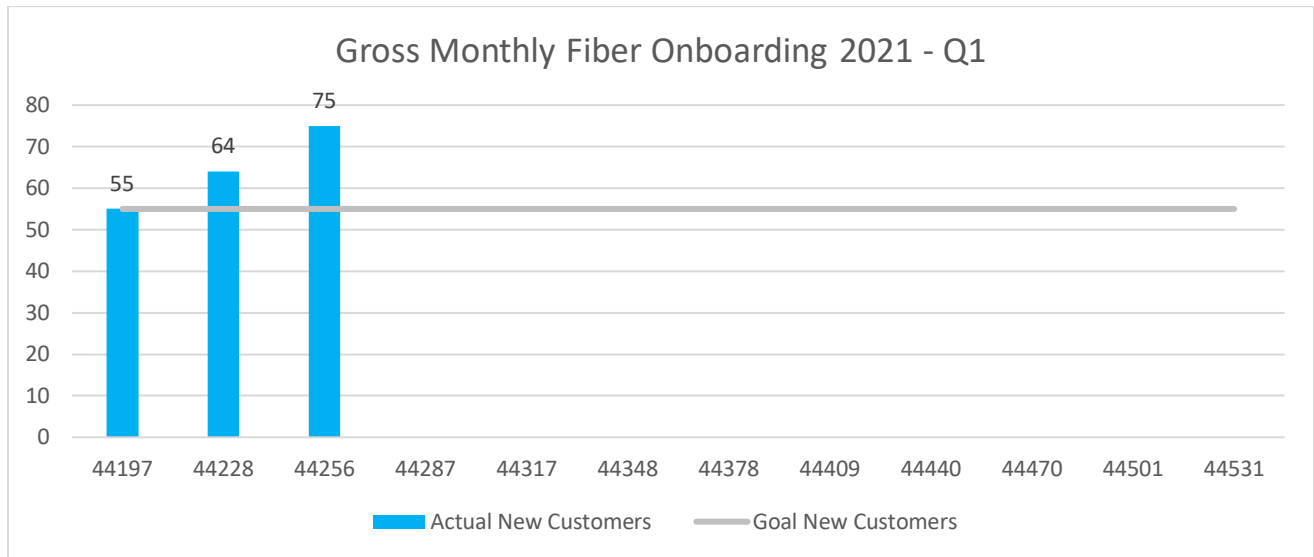
May 2021

Table of Contents

- 2021 – Q1 Performance 3
 - Gross Onboarding Fiber 3
 - Gross Onboarding – LTE Wireless 4
 - Revenues 5
 - Expenses 5
- Q1 2021 Income Statement..... 6
- Q1 2021 Balance Sheet 6

2021 – Q1 Performance

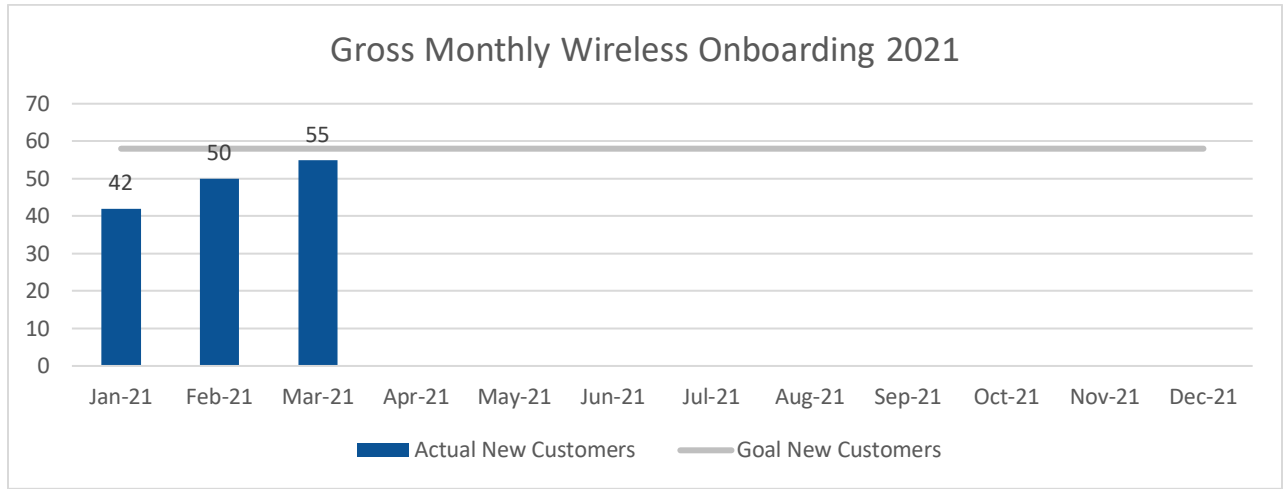
Gross Onboarding Fiber



Goal for 2021 Q1: 165

Actual: 194 (+29)

Gross Onboarding – LTE Wireless

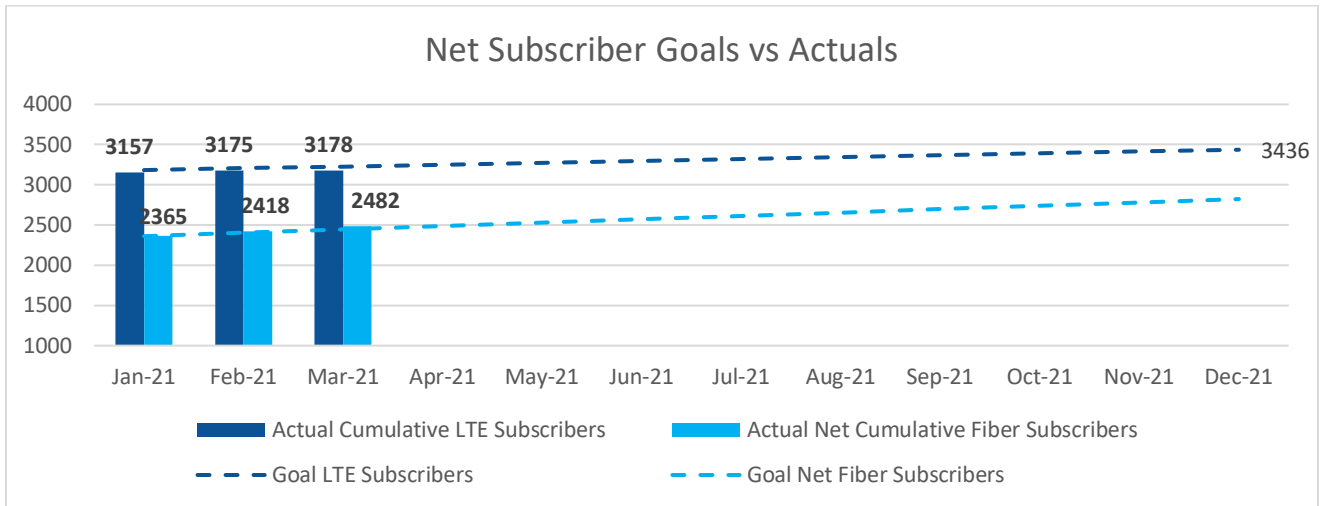


Goal for 2021 – Q1: 174

Actual: 147 (-27)

LTE and Fiber Gross Goal for 2021 – Q1: 339

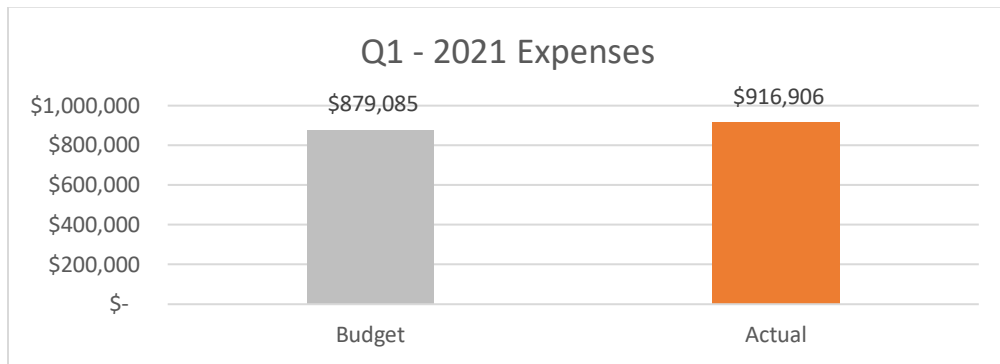
Actual: 341 (+2)



Revenues



Expenses



Q1 2021 Income Statement

Quarterly Income Statement

	Quarter To Date			Year To Date		
	03/31/2021			03/31/2021		
	FY 2019 Actual	Budget	QTD Budget Variance	FY 2019 Actual	Budget	YTD Budget Variance
▶ Operating Revenues	1,784,365.90	1,840,595.00	(56,229.10)	1,784,365.90	1,840,595.00	(56,229.10)
▶ Cost of Services	258,961.88	248,546.95	10,414.93	258,961.88	248,546.95	10,414.93
Total gross profit	1,525,404.02	1,592,048.05	(66,644.03)	1,525,404.02	1,592,048.05	(66,644.03)
▶ Operating Expense	1,677,525.83	1,623,280.44	54,245.39	1,677,525.83	1,623,280.44	54,245.39
▶ Non-Operating Expense	206,162.87	310,300.69	(104,137.82)	206,162.87	310,300.69	(104,137.82)
Net Income (loss)	(358,284.68)	(341,533.08)	(16,751.60)	(358,284.68)	(341,533.08)	(16,751.60)

Q1 2021 Balance Sheet

Quarterly Balance Sheet

	Quarter To Date
	03/31/2021
	Actual
▶ Current assets	2,485,684.32
▶ Property, Plant, & Equipment	17,930,588.98
▶ Other Non-Current Assets	224,529.99
Total assets	20,640,803.29
▶ Current liabilities	1,596,365.12
▼ Non-current liabilities	
▶ CoBank Debt	29,215,795.17
▶ Other Non-Current Liabilities	2,984,537.76
Total non-current liabilities	32,200,332.93
Total liabilities	33,796,698.05
▶ Equities & Margins	(13,155,894.76)
Total liabilities & equity	20,640,803.29